











## From St Joe to Tupelo Middle School

Total Travel Estimates: 3 hours 1 minute / 175.95 miles

A: 308 New Mannsdale Rd, Madison, MS 39110-8459

- |   |  |         |
|---|--|---------|
|    | 1: Start out going <b>EAST</b> on <b>NEW MANNSDALE RD/MS-463</b> toward <b>KEY DR.</b> Continue to follow <b>MS-463.</b> | 0.7 mi  |
|    | 2: Merge onto <b>I-55 N</b> via the ramp on the <b>LEFT</b> toward <b>GRENADA.</b>                                       | 76.3 mi |
|    | 3: Merge onto <b>US-82 E</b> via <b>EXIT 185</b> toward <b>WINONA.</b>   | 40.0 mi |
|    | 4: Take the <b>NATCHEZ TRACE PARKWAY</b> ramp.   | 0.3 mi  |
|    | 5: Turn <b>RIGHT</b> onto <b>NATCHEZ TRACE PKWY.</b>   | 55.8 mi |
|    | 6: Take the ramp toward <b>MS-6.</b>   | 0.3 mi  |
|    | 7: Turn <b>RIGHT</b> onto <b>US-278/MS-6/W MAIN ST.</b>  | 2.0 mi  |
|   | 8: Turn <b>RIGHT</b> onto <b>S INDUSTRIAL RD/INDUSTRIAL RD S.</b>  | 0.5 mi  |
|  | 9: Turn <b>RIGHT</b> onto <b>VARSITY DR.</b>   | 0.0 mi  |
|  | 10: <b>1009 VARSITY DR</b> is on the <b>LEFT.</b>  | 0.0 mi  |

B: Tupelo Middle School: 1009 Varsity Dr, Tupelo, MS 38801, (662) 840-8780

Total Travel Estimates: 3 hours 1 minute / 175.95 miles